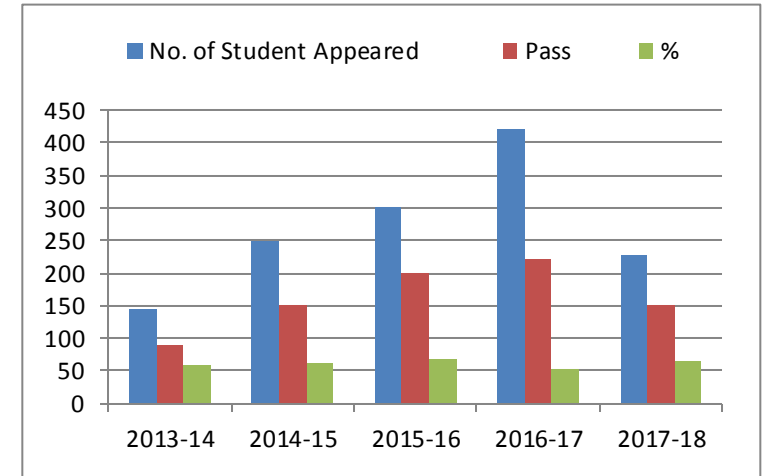
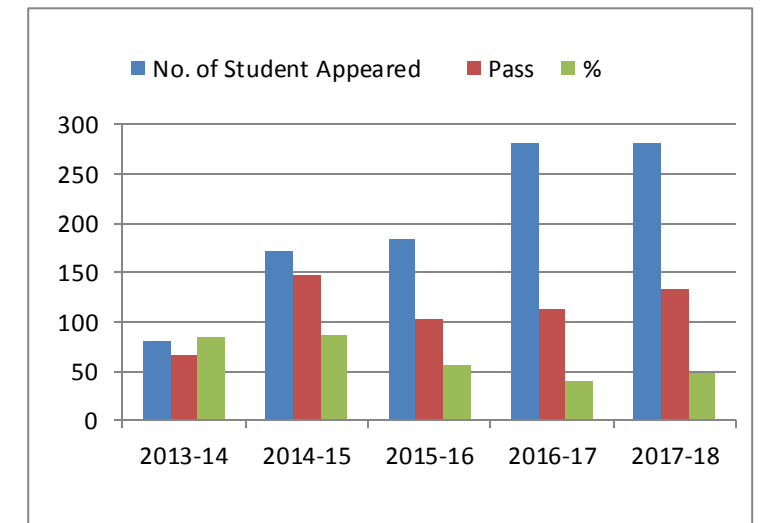


**RAJEEV GANDHI GOVT. POST GRADUATE COLLEGE AMBIKAPUR, SARGUJA (C.G.)
RESULT REPORT(2013-14 TO 2017-18)**

B.A. III			
	No. of Student Appeared	Pass	%
2013-14	146	88	60.27
2014-15	248	152	61.29
2015-16	300	200	66.67
2016-17	420	222	52.86
2017-18	227	150	66.08

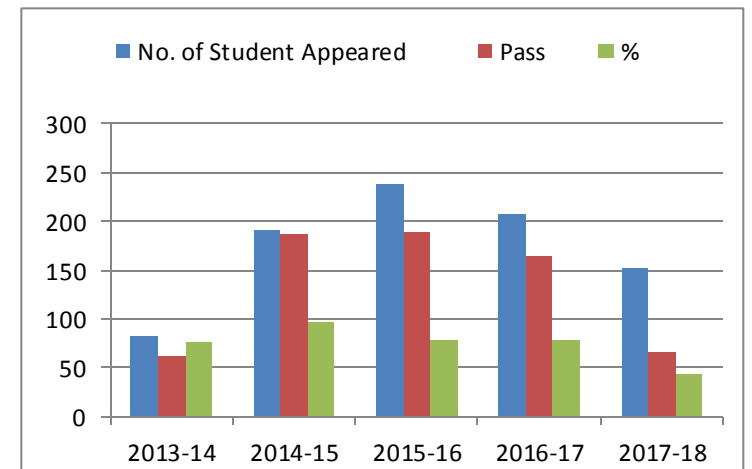


B.Sc. (Bio, Math & CS) III			
	No. of Student Appeared	Pass	%
2013-14	80	67	83.75
2014-15	172	148	86.05
2015-16	183	102	55.74
2016-17	282	113	40.07
2017-18	282	133	47.16

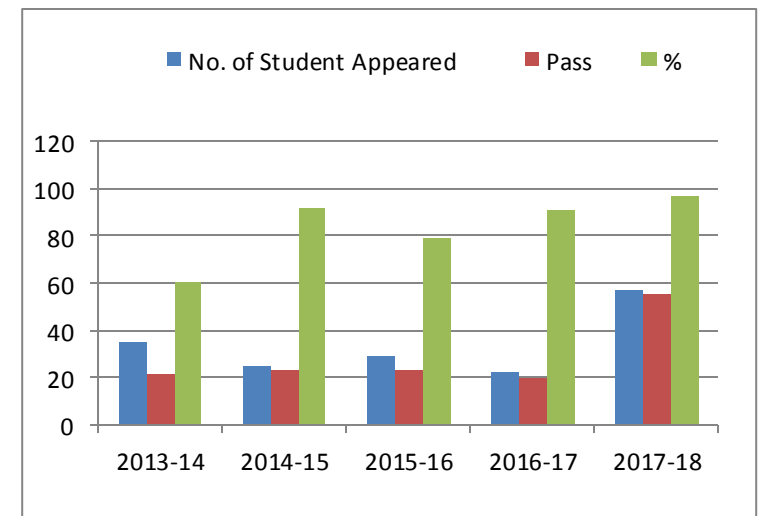


**RAJEEV GANDHI GOVT. POST GRADUATE COLLEGE AMBIKAPUR, SARGUJA (C.G.)
RESULT REPORT(2013-14 TO 2017-18)**

B.Com. III			
	No. of Student Appeared	Pass	%
2013-14	82	62	75.61
2014-15	192	187	97.40
2015-16	239	188	78.66
2016-17	208	164	78.85
2017-18	152	67	44.08

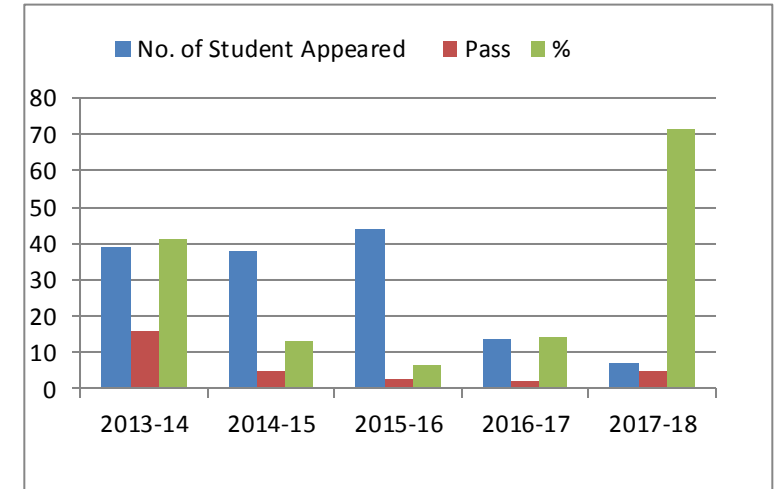


LL.B. VI			
	No. of Student Appeared	Pass	%
2013-14	35	21	60.00
2014-15	25	23	92.00
2015-16	29	23	79.31
2016-17	22	20	90.91
2017-18	57	55	96.49

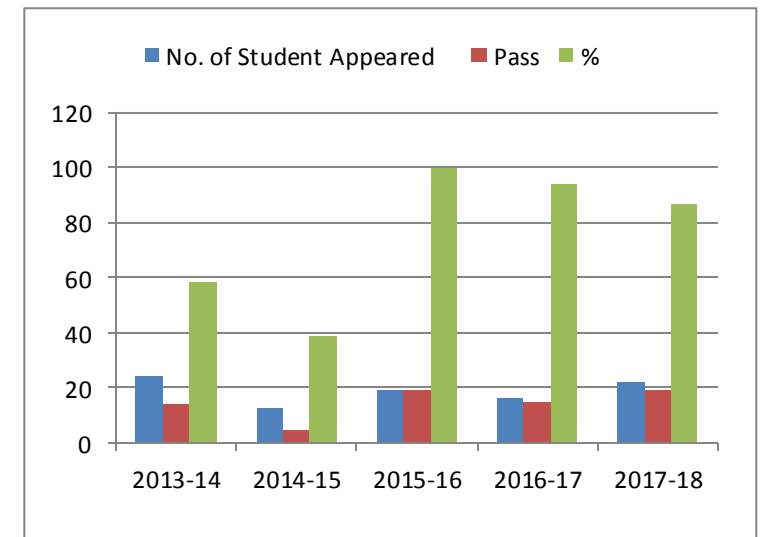


**RAJEEV GANDHI GOVT. POST GRADUATE COLLEGE AMBIKAPUR, SARGUJA (C.G.)
RESULT REPORT(2013-14 TO 2017-18)**

DCA			
	No. of Student Appeared	Pass	%
2013-14	39	16	41.03
2014-15	38	5	13.16
2015-16	44	3	6.82
2016-17	14	2	14.29
2017-18	7	5	71.43

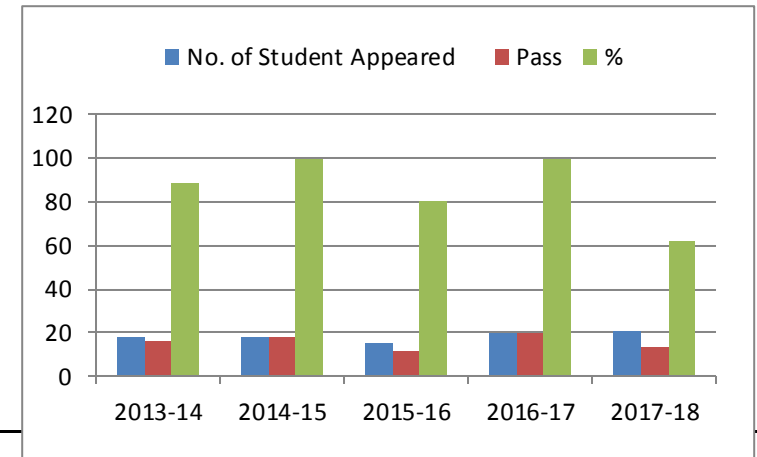


PGDCA			
	No. of Student Appeared	Pass	%
2013-14	24	14	58.33
2014-15	13	5	38.46
2015-16	19	19	100.00
2016-17	16	15	93.75
2017-18	22	19	86.36

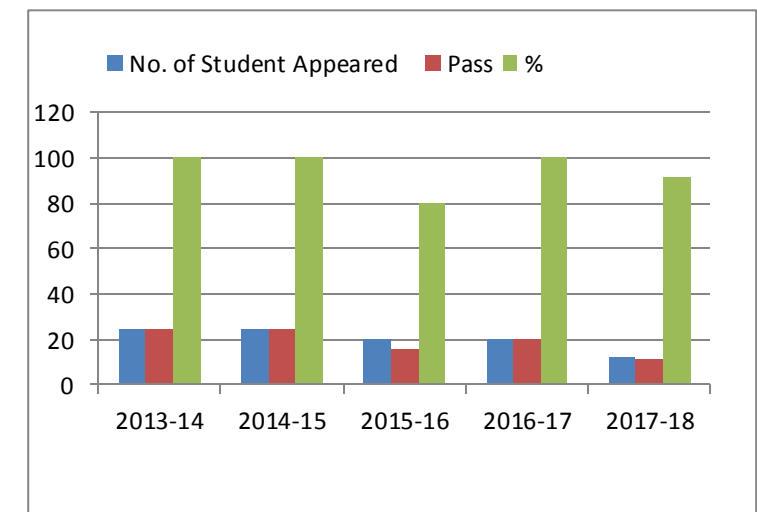


RAJEEV GANDHI GOVT. POST GRADUATE COLLEGE AMBIKAPUR, SARGUJA (C.G.)
RESULT REPORT(2013-14 TO 2017-18)

M.A. Fourth Semester Hindi			
	No. of Student Appeared	Pass	%
2013-14	18	16	88.89
2014-15	18	18	100.00
2015-16	15	12	80.00
2016-17	20	20	100.00
2017-18	21	13	61.90

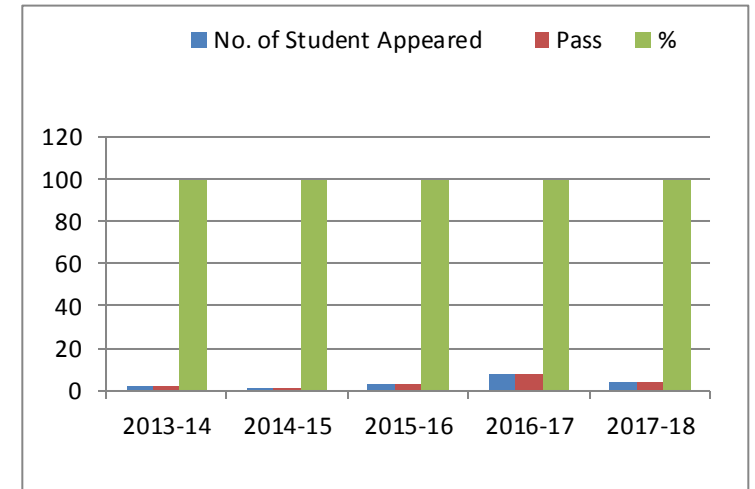


M.A. Fourth Semester English			
	No. of Student Appeared	Pass	%
2013-14	25	25	100.00
2014-15	25	25	100.00
2015-16	20	16	80.00
2016-17	20	20	100.00
2017-18	12	11	91.67

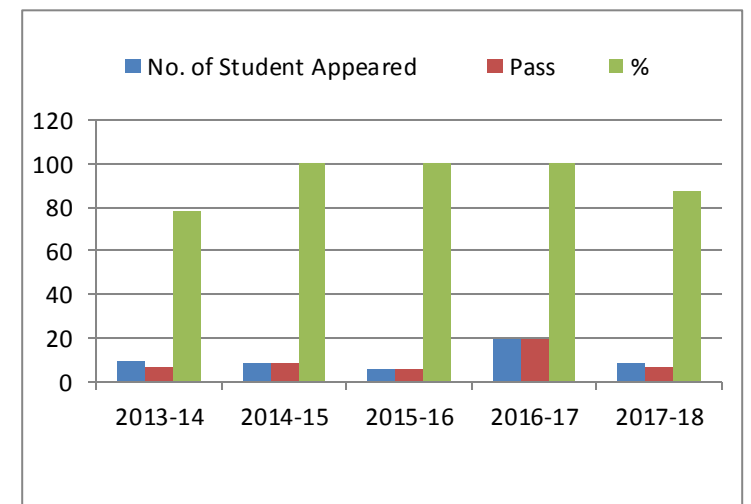


RAJEEV GANDHI GOVT. POST GRADUATE COLLEGE AMBIKAPUR, SARGUJA (C.G.)
RESULT REPORT(2013-14 TO 2017-18)

M.A. Fourth Semester History			
	No. of Student Appeared	Pass	%
2013-14	2	2	100.00
2014-15	1	1	100.00
2015-16	3	3	100.00
2016-17	8	8	100.00
2017-18	4	4	100.00

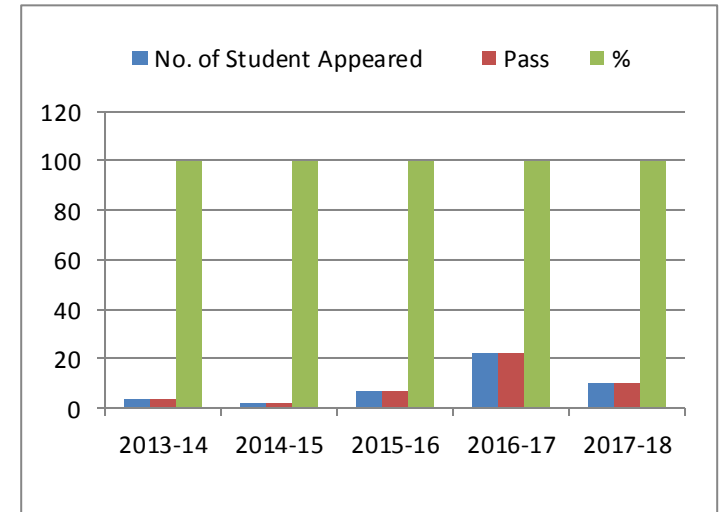


M.A. Fourth Semester Political Science			
	No. of Student Appeared	Pass	%
2013-14	9	7	77.78
2014-15	8	8	100.00
2015-16	6	6	100.00
2016-17	19	19	100.00
2017-18	8	7	87.50

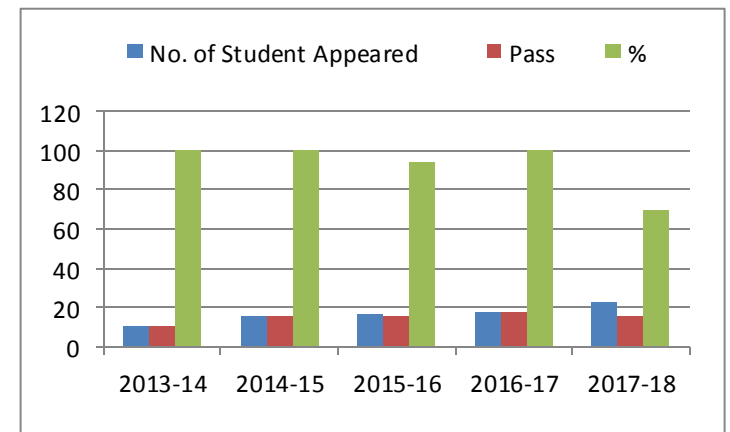


RAJEEV GANDHI GOVT. POST GRADUATE COLLEGE AMBIKAPUR, SARGUJA (C.G.)
RESULT REPORT(2013-14 TO 2017-18)

M.A. Fourth Semester Sociology			
	No. of Student Appeared	Pass	%
2013-14	4	4	100.00
2014-15	2	2	100.00
2015-16	7	7	100.00
2016-17	22	22	100.00
2017-18	10	10	100.00

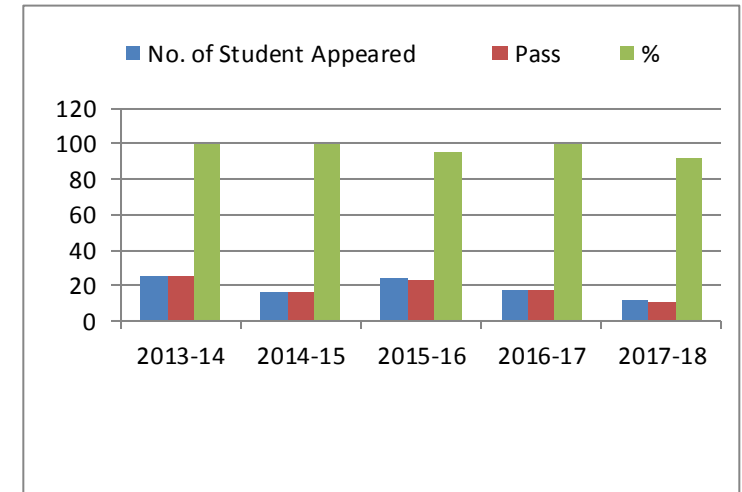


M.A. Fourth Semester Economics			
	No. of Student Appeared	Pass	%
2013-14	10	10	100.00
2014-15	16	16	100.00
2015-16	17	16	94.12
2016-17	18	18	100.00
2017-18	23	16	69.57

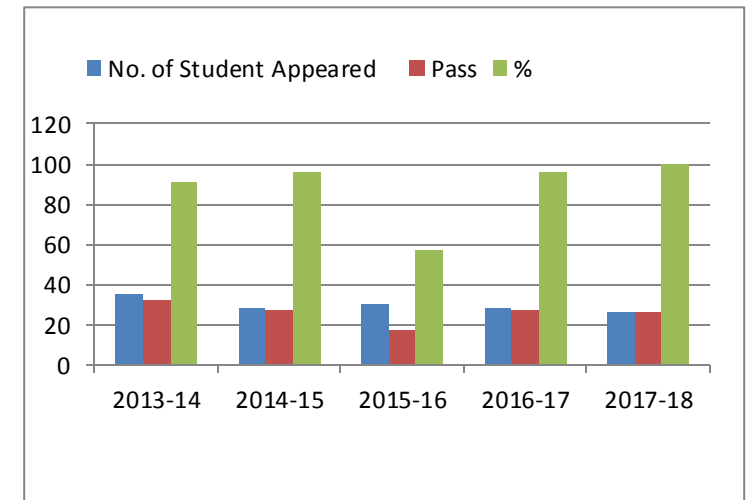


**RAJEEV GANDHI GOVT. POST GRADUATE COLLEGE AMBIKAPUR, SARGUJA (C.G.)
RESULT REPORT(2013-14 TO 2017-18)**

M.A. Fourth Semester Geography			
	No. of Student Appeared	Pass	%
2013-14	25	25	100.00
2014-15	16	16	100.00
2015-16	24	23	95.83
2016-17	17	17	100.00
2017-18	12	11	91.67

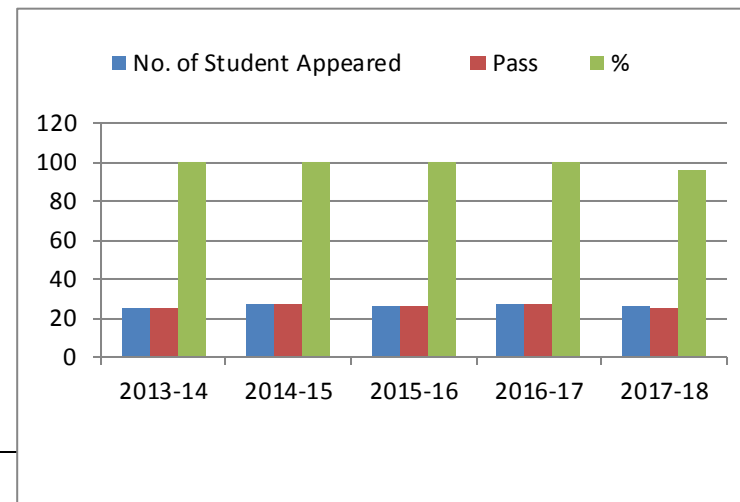


M.Com. Fourth Semester			
	No. of Student Appeared	Pass	%
2013-14	35	32	91.43
2014-15	28	27	96.43
2015-16	30	17	56.67
2016-17	28	27	96.43
2017-18	26	26	100.00

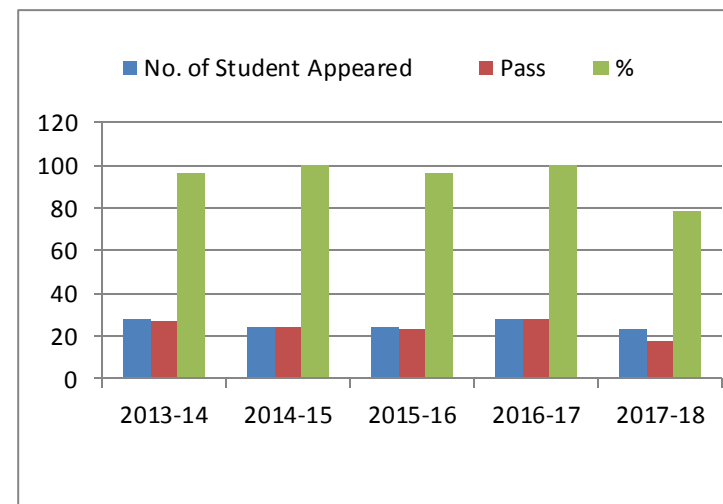


**RAJEEV GANDHI GOVT. POST GRADUATE COLLEGE AMBIKAPUR, SARGUJA (C.G.)
RESULT REPORT(2013-14 TO 2017-18)**

M.Sc. Fourth Semester Botany			
	No. of Student Appeared	Pass	%
2013-14	25	25	100.00
2014-15	27	27	100.00
2015-16	26	26	100.00
2016-17	27	27	100.00
2017-18	26	25	96.15

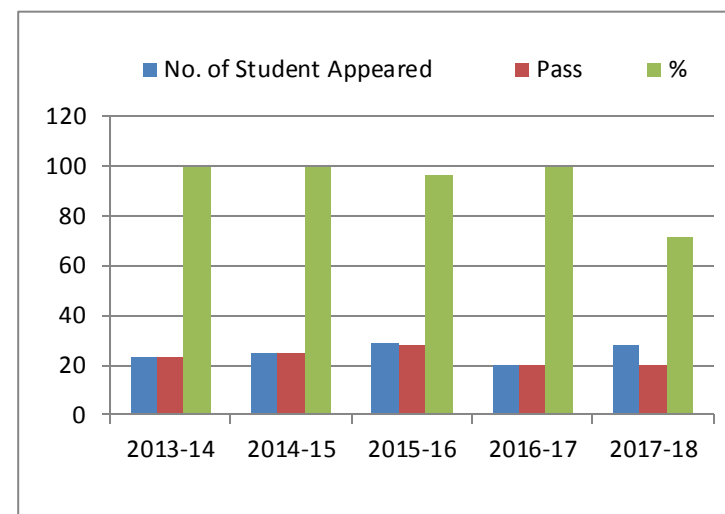


M.Sc. Fourth Semester Zoology			
	No. of Student Appeared	Pass	%
2013-14	28	27	96.43
2014-15	24	24	100.00
2015-16	24	23	95.83
2016-17	28	28	100.00
2017-18	23	18	78.26

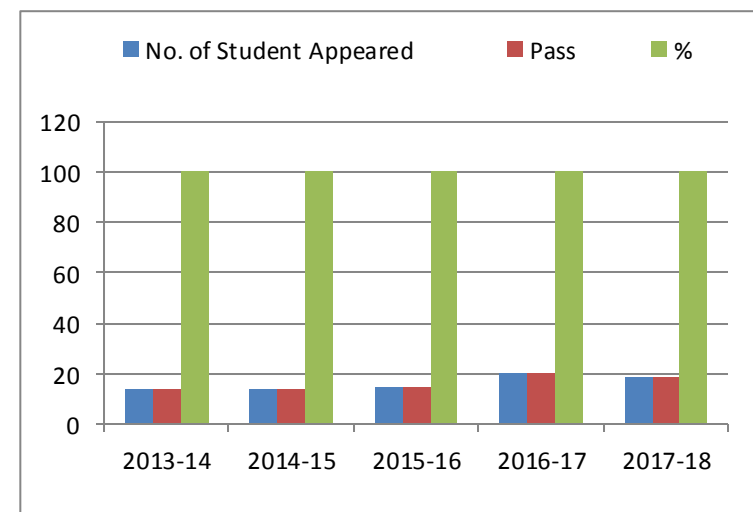


RAJEEV GANDHI GOVT. POST GRADUATE COLLEGE AMBIKAPUR, SARGUJA (C.G.)
RESULT REPORT(2013-14 TO 2017-18)

M.Sc. Fourth Semester Chemistry			
	No. of Student Appeared	Pass	%
2013-14	23	23	100.00
2014-15	25	25	100.00
2015-16	29	28	96.55
2016-17	20	20	100.00
2017-18	28	20	71.43

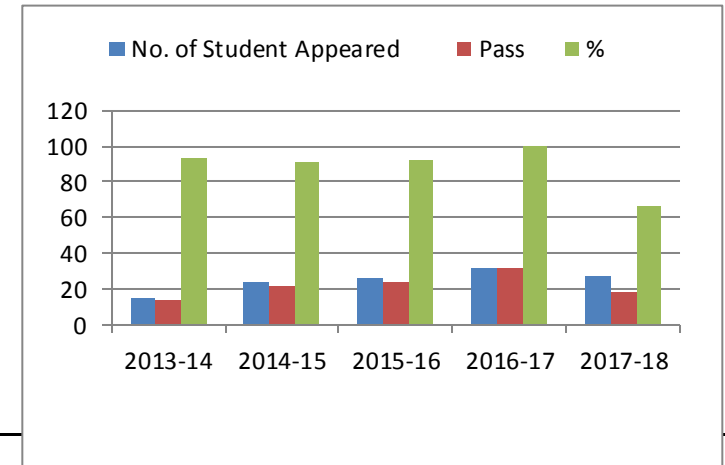


M.Sc. Fourth Semester Physics			
	No. of Student Appeared	Pass	%
2013-14	14	14	100.00
2014-15	14	14	100.00
2015-16	15	15	100.00
2016-17	20	20	100.00
2017-18	19	19	100.00

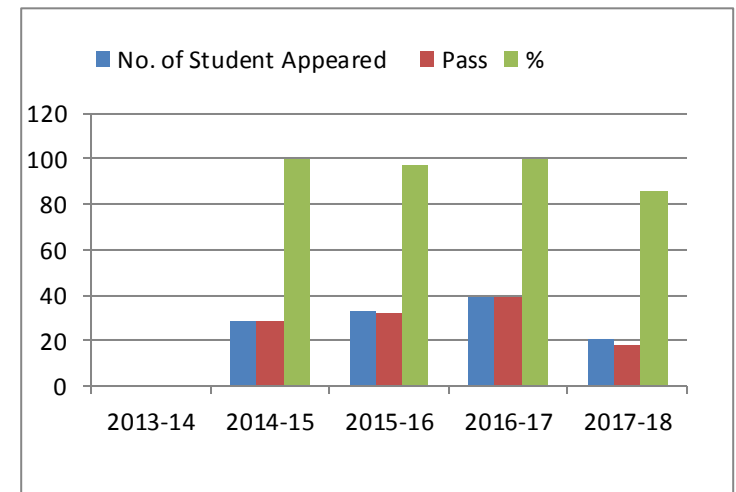


RAJEEV GANDHI GOVT. POST GRADUATE COLLEGE AMBIKAPUR, SARGUJA (C.G.)
RESULT REPORT(2013-14 TO 2017-18)

M.Sc. Fourth Semester Mathematics			
	No. of Student Appeared	Pass	%
2013-14	15	14	93.33
2014-15	24	22	91.67
2015-16	26	24	92.31
2016-17	32	32	100.00
2017-18	27	18	66.67

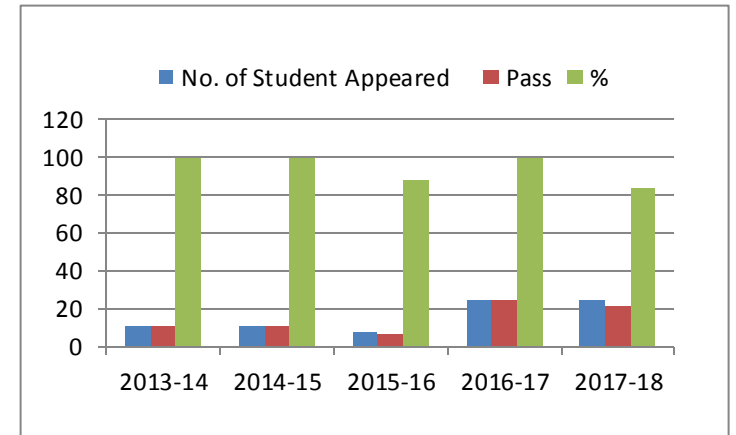


M.S.W. Fourth Semester			
	No. of Student Appeared	Pass	%
2013-14	0	0	0.00
2014-15	29	29	100.00
2015-16	33	32	96.97
2016-17	39	39	100.00
2017-18	21	18	85.71

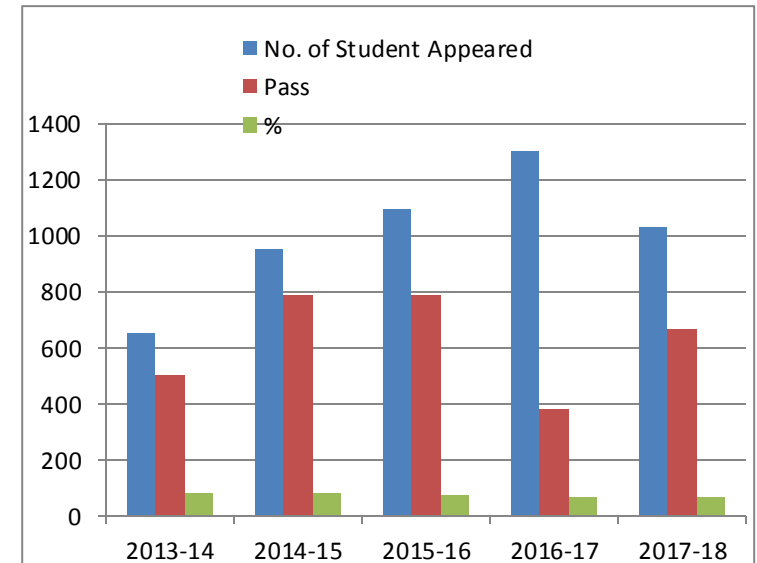


**RAJEEV GANDHI GOVT. POST GRADUATE COLLEGE AMBIKAPUR, SARGUJA (C.G.)
RESULT REPORT(2013-14 TO 2017-18)**

M.Sc. Fourth Semester Anthoropology			
	No. of Student Appeared	Pass	%
2013-14	11	11	100.00
2014-15	11	11	100.00
2015-16	8	7	87.50
2016-17	25	25	100.00
2017-18	25	21	84.00



ALL SUBJECTS			
	No. of Student Appeared	Pass	%
2013-14	650	503	77.8
2014-15	956	785	82
2015-16	1097	790	72
2016-17	1305	378	67
2017-18	1032	666	65



RAJEEV GANDHI GOVT. POST GRADUATE COLLEGE AMBIKAPUR, SARGUJA (C.G.)
RESULT REPORT(2013-14 TO 2017-18)

Class	2013-14			2014-15			2015-16			2016-17			2017-18		
	No. of Student	Pass	Percentage	No. of Student	Pass	Percentage	No. of Student	Pass	Percentage	No. of Student	Pass	Percentage	No. of Student	Pass	Percentage
B.A III	146	88	60.27%	248	152	61.29%	300	200	66.67%	420	222	52.86%	227	150	66.08%
B.Sc. (Bio, Math & CS) III	80	67	83.75%	172	148	86.05%	183	102	55.74%	282	113	40.07%	282	133	47.16%
B.Com. III	82	62	75.61%	192	187	97.40%	239	188	78.66%	208	164	78.85%	152	67	44.08%
LL.B. VI	35	21	60.00%	25	23	92.00%	29	23	79.31%	22	20	90.91%	57	55	96.49%
M.A Fourth Semester Hindi	18	16	88.89%	18	18	100.00%	15	12	80.00%	20	20	100.00%	21	13	61.90%
M.A Fourth Semester English	25	25	100.00%	25	25	100.00%	20	16	80.00%	20	20	100.00%	12	11	91.67%
M.A Fourth Semester History	2	2	100.00%	1	1	100.00%	3	3	100.00%	8	8	100.00%	4	4	100.00%
M.A Fourth Semester Political Science	9	7	77.78%	8	8	100.00%	6	6	100.00%	19	19	100.00%	8	7	87.50%
M.A Fourth Semester Sociology	4	4	100.00%	2	2	100.00%	7	7	100.00%	22	22	100.00%	10	10	100.00%
M.A Fourth Semester Economics	10	10	100.00%	16	16	100.00%	17	16	94.12%	18	18	100.00%	23	16	69.57%
M.A Fourth Semester Geography	25	25	100.00%	16	16	100.00%	24	23	95.83%	17	17	100.00%	12	11	91.67%
M.Com. Fourth Semester	35	32	91.43%	28	27	96.43%	30	17	56.67%	28	27	96.43%	26	26	100.00%
M.Sc. Fourth Semester Botany	25	25	100.00%	27	27	100.00%	26	26	100.00%	27	27	100.00%	26	25	96.15%
M.Sc. Fourth Semester Zoology	28	27	96.43%	24	24	100.00%	24	23	95.83%	28	28	100.00%	23	18	78.26%
M.Sc. Fourth Semester Chemistry	23	23	100.00%	25	25	100.00%	29	28	96.55%	20	20	100.00%	28	20	71.43%
M.Sc. Fourth Semester Physics	14	14	100.00%	14	14	100.00%	15	15	100.00%	20	20	100.00%	19	19	100.00%
M.Sc. Fourth Semester Mathematics	15	14	93.33%	24	22	91.67%	26	24	92.31%	32	32	100.00%	27	18	66.67%
M.S.W. Fourth Semester	0	0	0.00%	29	29	100.00%	33	32	96.97%	39	39	100.00%	21	18	85.71%
M.Sc. Fourth Semester Anthoropology	11	11	100.00%	11	11	100.00%	8	7	87.50%	25	25	100.00%	25	21	84.00%
DCA	39	16	41.03%	38	5	13.16%	44	3	6.82%	14	2	14.29%	7	5	71.43%
PGDCA	24	14	58.33%	13	5	38%	19	19	100%	16	15	94%	22	19	86%
Total	650	503	77.38%	956	785	82%	1097	790	72%	1305	878	67%	1032	666	65%